

operating manual

Pond Filter Box



These instructions relate **ONLY** to this product and contain important information for using the product for the first time. Please keep these instructions for later reference and should always accompany the product in the event of transference to a new user.

Customer support:

If you have problems or questions regarding this product, simply contact us!

Monday to Friday 8 am to 12 noon and 1 pm to 4 pm.

By phone: +49 9605-92206-0

By e-mail for ordering spare parts: ersatzteil@esotec.de

By e-mail for questions about the product: technik@esotec.de

Product: Manufacturer Item No.: 101715

1. Introduction

Dear Customer, thank you for purchasing the solar pump kit.

With this solar pump kit you purchased a product manufactured according to the current state of technology.

This product fulfils all requirements of the valid European and national regulations. The conformity was proved. The relevant declarations and documentation are deposited with the manufacturer.

To maintain this state and guarantee a safe operation, you as the user will have to follow this operating manual!

2. Safety Instructions



- In case of damages caused by not following this operating manual, the warranty rights will expire! We exclude liability for any consequential damages!
- We exclude liability for property or personal damages caused by inappropriate handling or not following the safety instructions.
- In these cases any guarantee rights will expire.

Due to safety and admission reasons (CE) it is not allowed to arbitrarily reconstruct and/or change the solar pump kit.

Therefore, please keep to the operating manual.

The accident prevention rules of the association of the industrial trade cooperative association for electric plants and working material are to be considered in industrial environments.


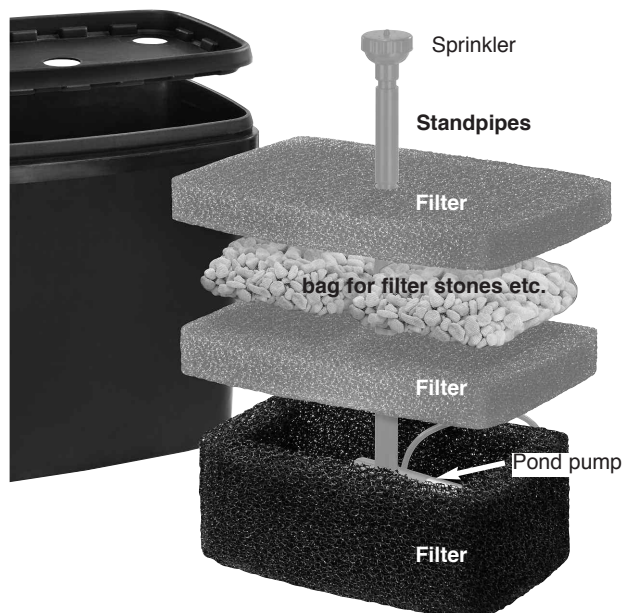
3. Intended Use

- The pond filter box is designed for outdoor use in garden ponds.
- The pond filter box is characterized by its ease of installation. Tools are not required for the setup.
- The pond filter box may be used together with the esotec solar pond pumps „Napoli“ and „Siena“.

4. Assembly/installation and Start of Operation

The filter box consists of the following components:

1 piece filter bucket with lid, 3 filter inserts, 2 mesh bags for stones or filter materials (stones etc. not included in the scope of delivery).



1. Remove the lid from the filter bucket and take all parts out of the filter.
2. Completely unroll the connecting cable of your pump (pump not included in the scope of delivery) and assemble the filter as shown in the illustration below.
3. Now lower/submerge the pond filter box into the garden pond so that the sprinkler still protrudes from the water. If required, place the filter box on top of a stone or extend the standpipe accordingly with additional supports. Those are available from your dealer or in the Internet under www.esotec.de.
4. Now connect your pond pump according to the instructions with the pond pump system and put the system into operation.

5. Service and Maintenance

The pond filter box has to be cleaned as soon as the capacity of the pump is reduced. For this purpose, please first unplug the pump and take the pond filter box out of the water.

Clean the pump according to the instructions for the pump. Wash the filter sponges with lukewarm water and, if required, replace used filter materials. Then reassemble the filter box as described under item 4.

6. Safety Instructions:

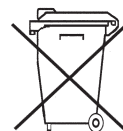
DANGER for children! Keep your children away from small swallowable parts and the packaging materials. Danger of suffocation!

WARNING of trip hazard! Please lay the connection cable so that it does not constitute a trip hazard!

Disposal:

Dear customer, please cooperate in avoiding waste. When you intend to dispose of the product in future, please consider that it contains valuable raw materials suited for recycling. Therefore, do not dispose it of with domestic waste but bring it to a collection point for the recycling of waste electrical and electronic equipment.

Thank you very much for your cooperation!



Manufacturer:

esotec GmbH - Gewerbegebiet Weberschlag 9 - D-92729 Weiherhammer
Tel.-Nr: +49 9605-92206-0 - Fax.-Nr: +49 9605-92206-10
Internet: www.esotec.de

Copyright, esotec GmbH