

Instruction manual

Solar Fireplace „Lagos“

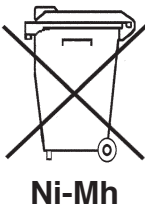


Customer support:

If you have problems or questions regarding this product, simply contact us!
esotec GmbH, Industriegebiet Weberschlag 9, D-92729 Weiherhammer
Internet: www.esotec.de
By phone: +49 9605-92206-0
By e-mail for ordering spare parts: ersatzteil@esotec.de
By e-mail for questions about the product: technik@esotec.de
Manufacturer Item No.: 102784 and 102785

Battery take-back

- Batteries must not be discarded into domestic waste.
- The consumer is legally required to return batteries after use, e.g. to public collecting centers or to battery distributors.
- Contaminant-containing batteries are labeled with the sign "crossed-out trashcan" and one of the chemical symbols. Used batteries should be disposed environmentally friendly and should not be discarded into domestic waste. Your dealer is legally required to take back old batteries.



Rechargeable battery notes

- Rechargeable batteries should not be played with by children. Never leave rechargeable batteries lying around; they could be swallowed by children or pets.
- Rechargeable batteries must never be short-circuited, disassembled or thrown into fire. This leads to a danger of explosion!
- Leaking or damaged rechargeable batteries can cause chemical burns when they come into contact with skin. For this reason, please make use of suitable protective gloves.
- Rechargeable batteries should only be replaced by structurally identical rechargeable batteries from the same manufacturer. Normal batteries must not be used since these are not rechargeable.
- Make sure the rechargeable batteries are inserted with the correct polarity.
- For long periods of time of non-use (for example, storage), remove the inserted rechargeable batteries to avoid damages via the leaking rechargeable batteries.

Disposal:

Dear customer,
please cooperate in avoiding waste. When you intend to dispose of the product in future, please consider that it contains valuable raw materials suited for recycling. Therefore, do not dispose of it with domestic waste but bring it to a collection point for the recycling of waste electrical and electronic equipment.



Thank you very much for your cooperation!

1. Introduction

Dear customer, we thank you for purchasing the Solar Globelight. With this Solar Light you have purchased a product that complies with the latest and most up-to-date technology.



This product complies with the European and National Standards. The relevant certificates of conformity are deposited with the manufacturer.

To preserve this standard and in order to maintain safety you must adhere to the use instructions!

2. Security Instructions



In the event of any problems arising or damage occurring from not following these instructions, the warranty is deemed cancelled. The manufacturer will not be held responsible for any claims or damages arising from the misuse of this product.

- Unauthorised conversions or other changes to the product are not permitted. In this case, the guarantee becomes invalid and the CE approval becomes void
- Make sure that the luminaire does not get into the hands of children, it is not a toy!
- Keep plastic foils or other packaging material away from children, there is a danger of suffocation
- This product is only suitable for use in private areas!

3. Function and intended use

The solar light is suitable for outdoor use. It is made of high-quality materials and thus guarantees a long function over many years.

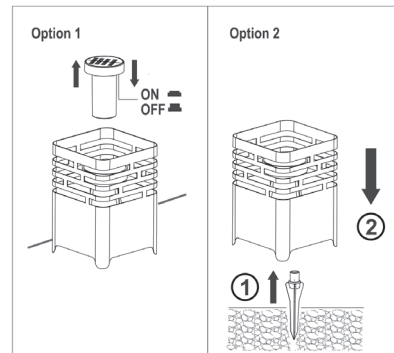
The solar module reliably charges the built-in battery in sunshine. At night the light switches on automatically. 12 energy saving LEDs are installed as light source.

The solar light must be placed in a sunny, shadow-free location.

Note: During longer periods without sunlight, the battery is insufficiently charged by sunlight and the light does not work in the evening. This does not mean that the solar light is defective. Wait for the next few days of sunlight and the light will function accordingly again.

4. Commissioning

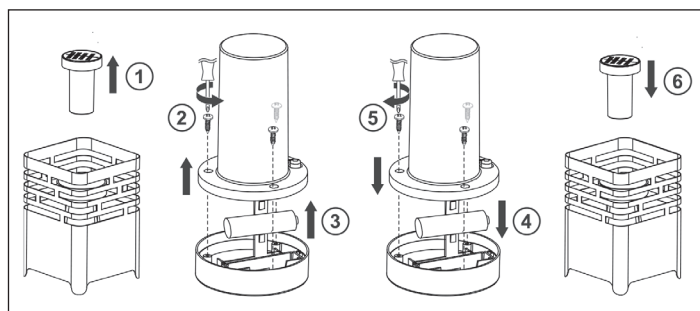
1. Carefully remove the parts from the packaging.
2. Remove the light part, press the on/off switch to the „ON“ position and put the light part back.
3. Place the solar light in a sunny place. If necessary, it can be secured with the earth spike provided (see picture).



5. Changing the battery

On average, the battery in the solar light must be replaced every 2-3 years by a new battery of the same type and design. The replacement battery can be obtained from your dealer or from the manufacturer at www.esotec.de.

Please proceed as follows when replacing:



6. Malfunctions

Lamp does not switch on at night!

Remedy: Is the solar module illuminated by extraneous light (e.g. spot-lights)? Position the solar module in a darker place!

Remedy: Is the light switched on?

Remedy: Has the battery in the light reached the end of its service life? As a rule, the batteries must be replaced with identical types every 2-3 years!

7. Care and maintenance

Clean the solar light with a soft cloth. Never use abrasive cleaners or solvents. If the luminaire is not to be used for a longer period of time, please remove the battery from the luminaire and store it in a dry place.

8. Technical data

- Solar module: 2 V/ 120 mA crystalline
- Light source: 12 orange LEDs
- Light duration: Approx. 6 hours with full battery
- Battery: Ni-Mh AAA 1.2 V/ 600 mAh
- Protection class: IP 44
- Protection class: III

You can find all spare parts at www.esotec.de

Copyright esotec GmbH, subject to alterations!